

Juvenile Justice Trends and the Continuum of Care Reform

Perspectives from the State, County and Providers



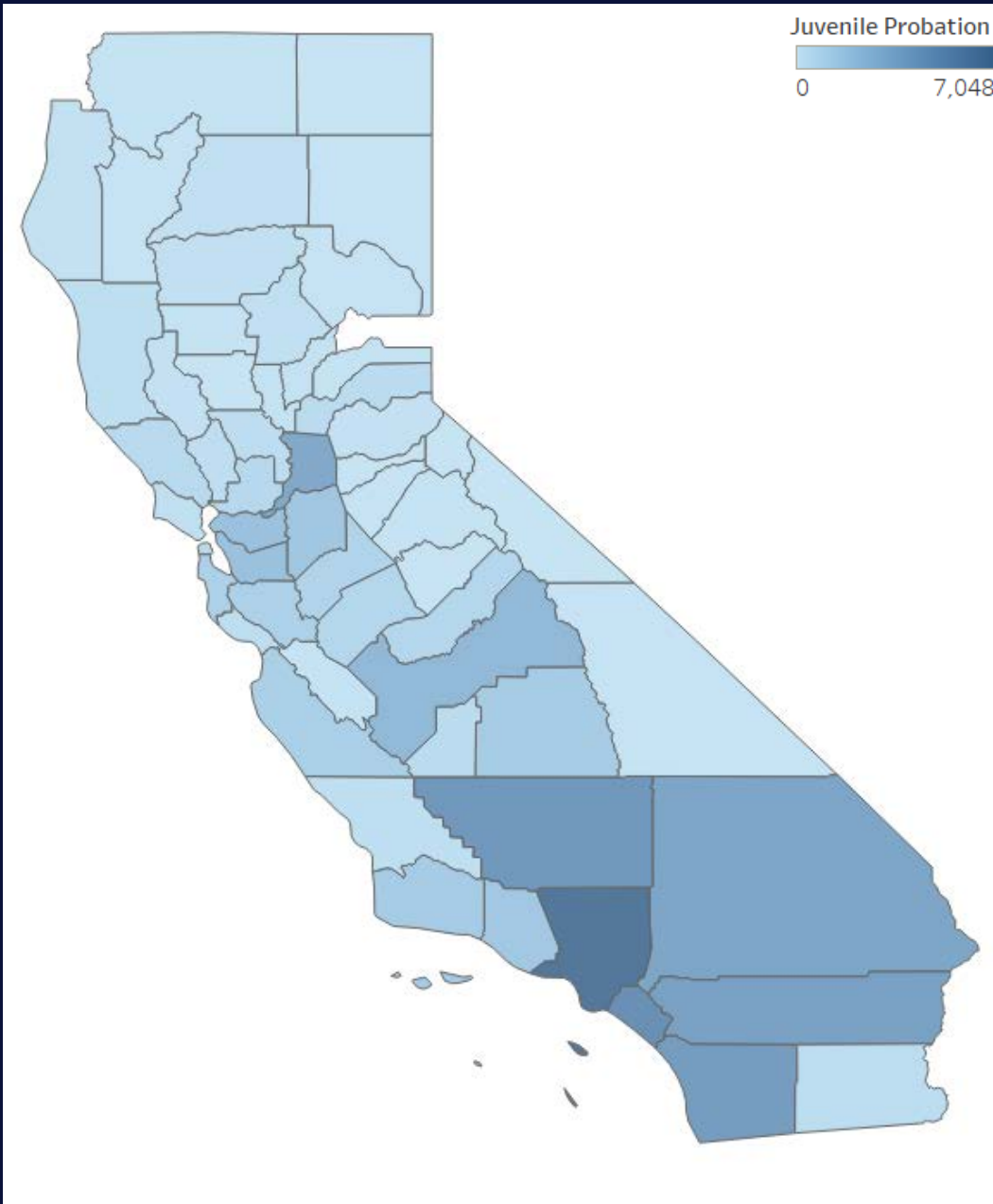
- **Kevin O'Connell:** Research Analyst, CPOC
- **Chief Mark A. Hake:** Riverside County Probation
- **Chris Burns:** Executive Director, Boys Republic
- **Sara Rogers:** CCR Branch Chief, California Department of Social Services





Kevin O'Connell

Research Analyst, CPOC



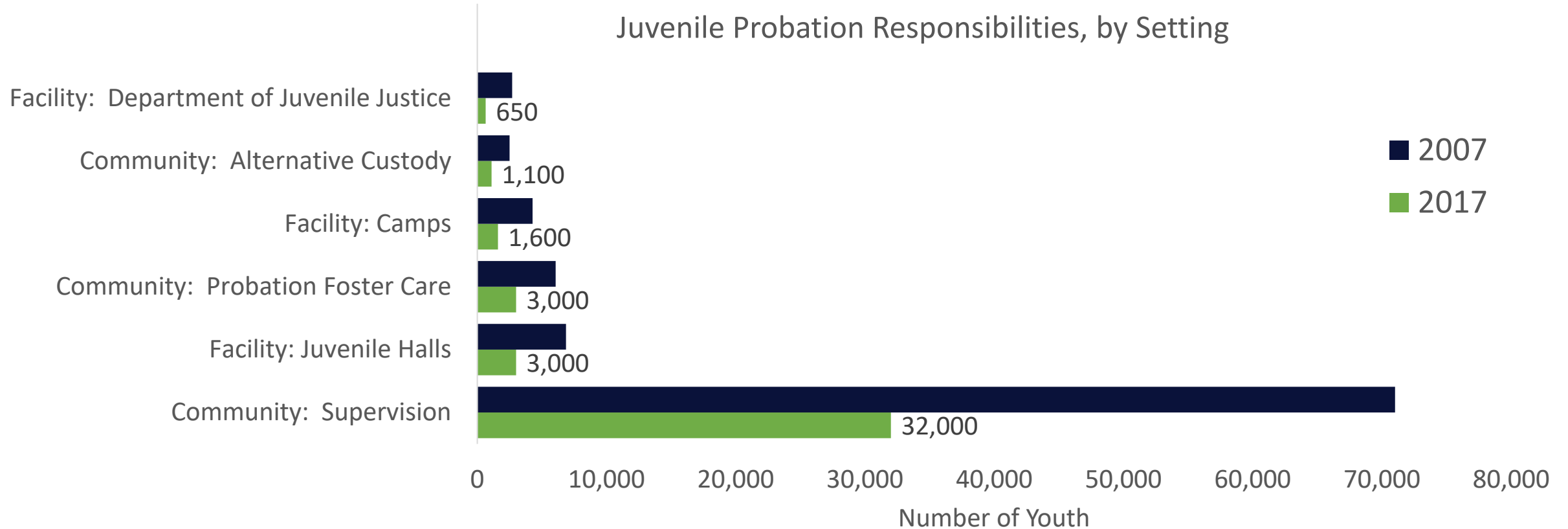
2017 Juvenile Probation at a Glance

Juvenile Probation Population	35,000
<hr/>	
Wardship	20,000
Juvenile Detention/Camps	4,500
Foster Care Probation	2,665
Informal Probation	8,000

Source: CPOC Annual Survey and CWS-CMS

Since 2007, more youth stay in the community, and 50% fewer youth are in the system

Juvenile Probation Responsibilities, by Setting



Source: CPOC, BSCC, DJJ, and CWS-CMS



Multiple changes to the juvenile justice system in the last 10 years

- 75% decline in juvenile arrests since 2007, as well as more:
 - community placement options
 - diversion at earlier points in the juvenile justice system
 - alternatives to custody
- Increase usage of Evidence Based Practices/Programs:
 - Match the level of service to the youth's risk to re-offend
 - Assess criminogenic needs and target them in treatment.
 - Maximize ability to learn from a rehabilitative intervention



Community supervision puts youth into programs that can be research or evidence based to reduce recidivism

Attitudes and Behaviors

- Cognitive Behavioral Therapies
- Aggression Replacement Training

Family Based Treatments

- Functional Family Therapy
- Multidimensional Treatment Foster Care (MTFC)

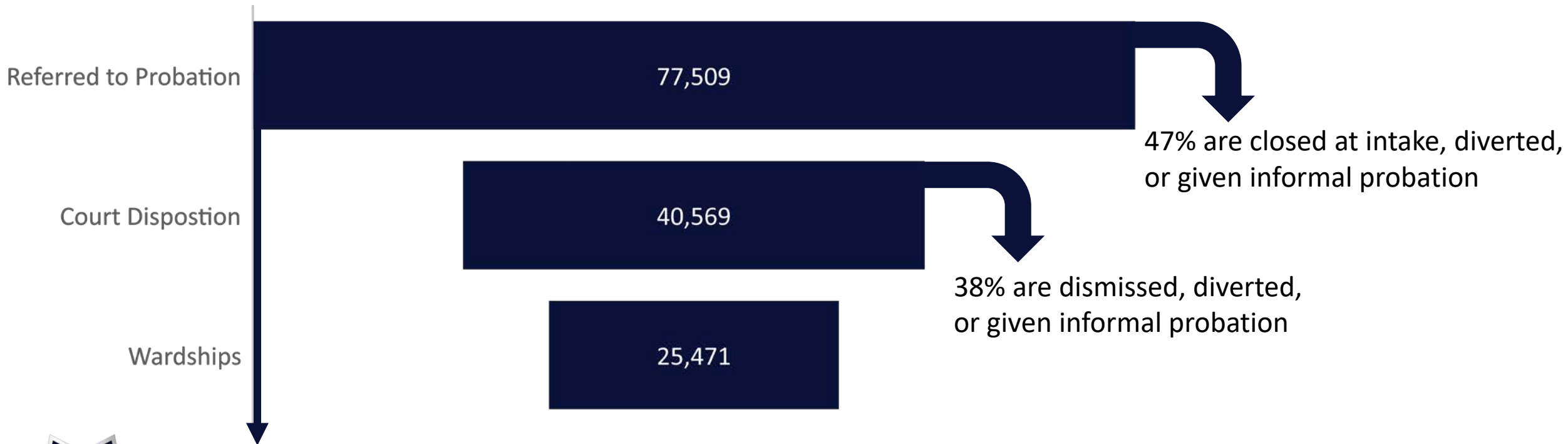
Other Programming needs

- Substance Abuse
- Mental Health
- Educational Attainment
- Employment
- Vocational Training
- Mentoring
- Pro-Social Activities



68% of dispositions occur before wardship

2016 Juvenile Justice System Overview

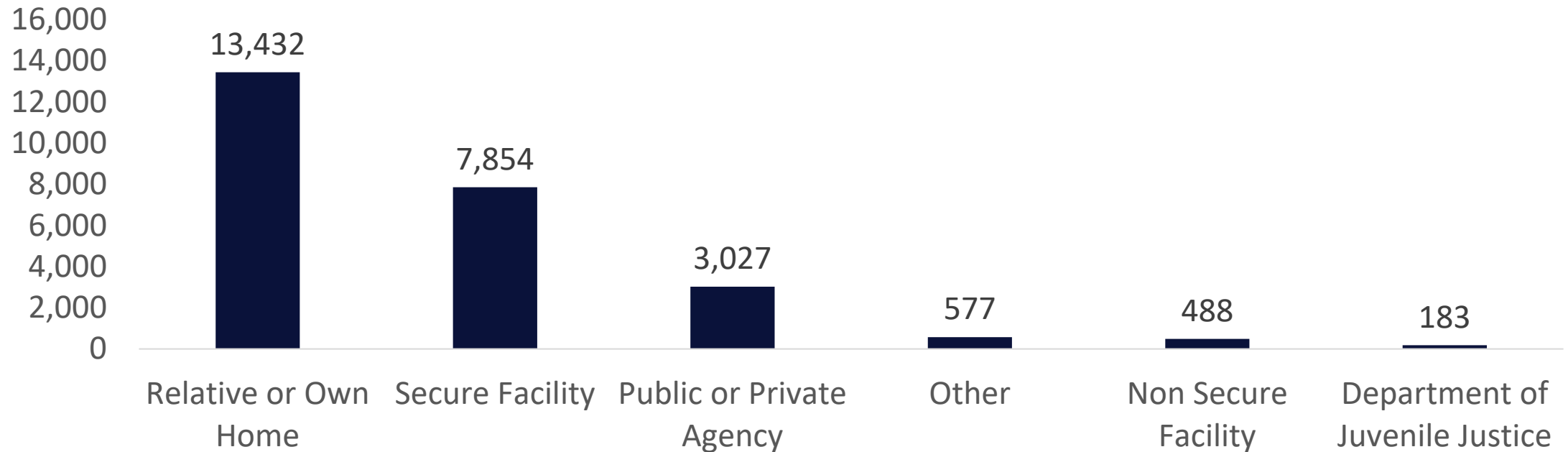


Source: CA DOJ



Most wardship dispositions are released home or to a relative

CY 2016 Juvenile Justice Wardship Dispositions
(N=25,471)



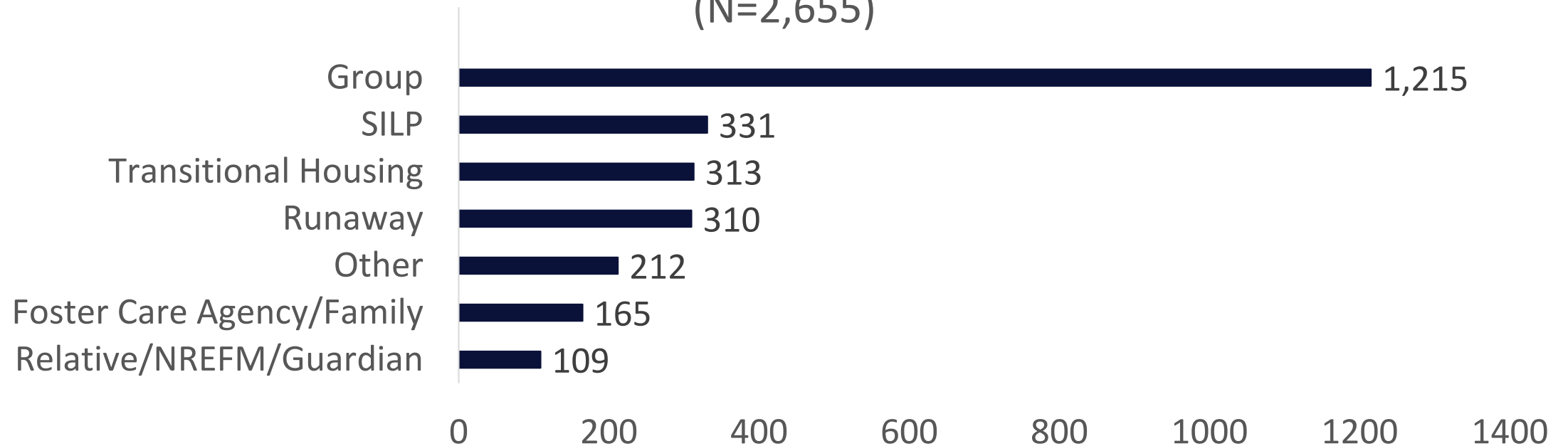
Source: CA DOJ



45% of probation youth in foster care are in group homes

Probation Youth In Foster Care, as of January 1, 2018

(N=2,655)



Source: CWS-CMS



SERVING COURTS · PROTECTING OUR COMMUNITY · CHANGING LIVES

RC | **RIVERSIDE COUNTY**
P  **PROBATION**
D E P A R T M E N T

Mark A. Hake, Chief Probation Officer



Riverside

Supervised Population:

2,000

Wardship:

1,100

Non-wardship

900

Population in Juvenile Detention

100

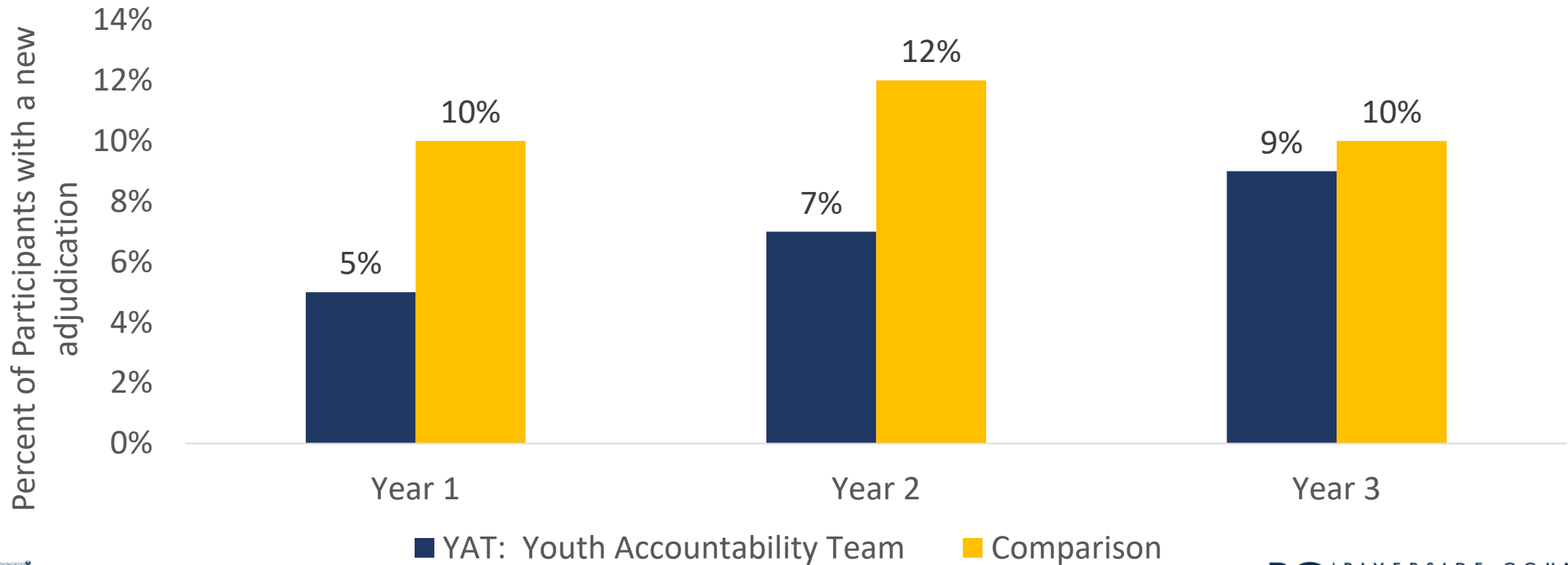
Foster Care-Probation:

123



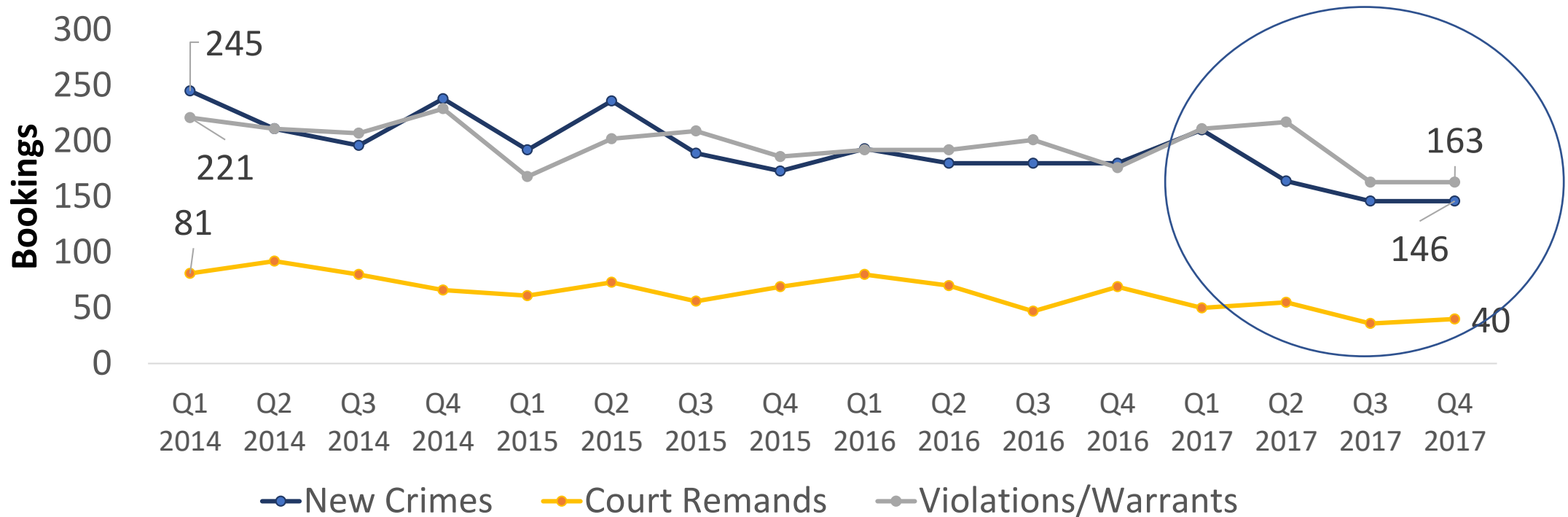
Riverside's prevention strategies have had an impact for at-risk youth

YAT Recidivism: program participants versus comparison group



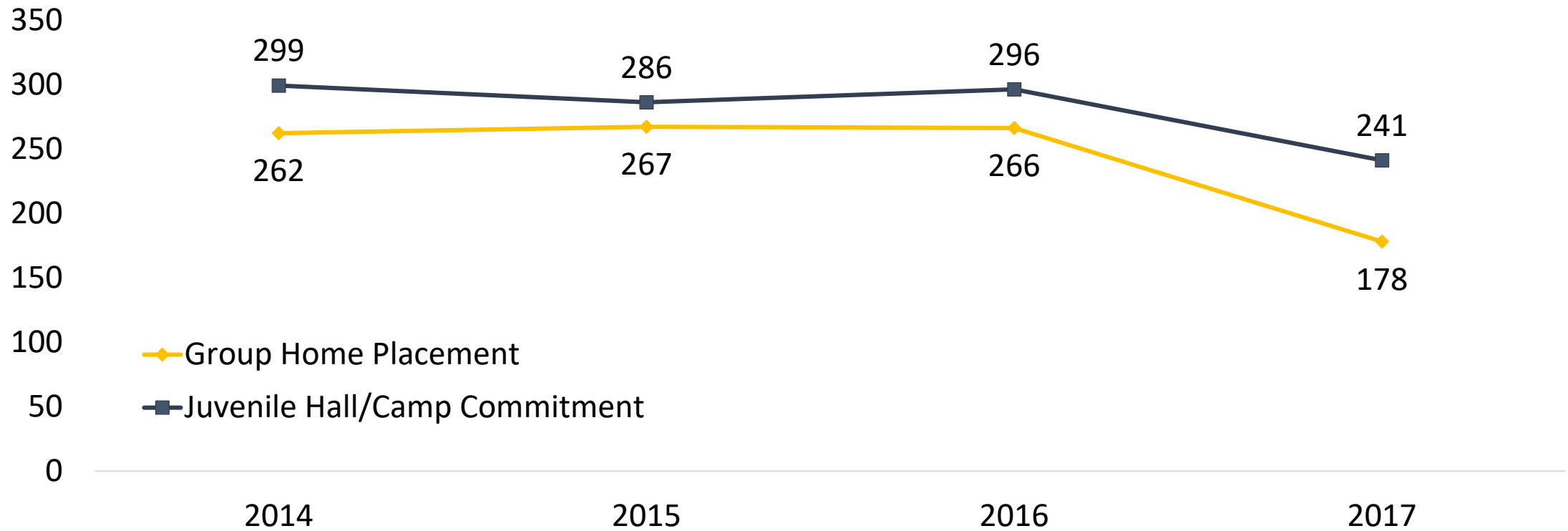
Juvenile hall bookings for new crimes and violations have declined over time

Bookings by Quarter, 2014 to 2017



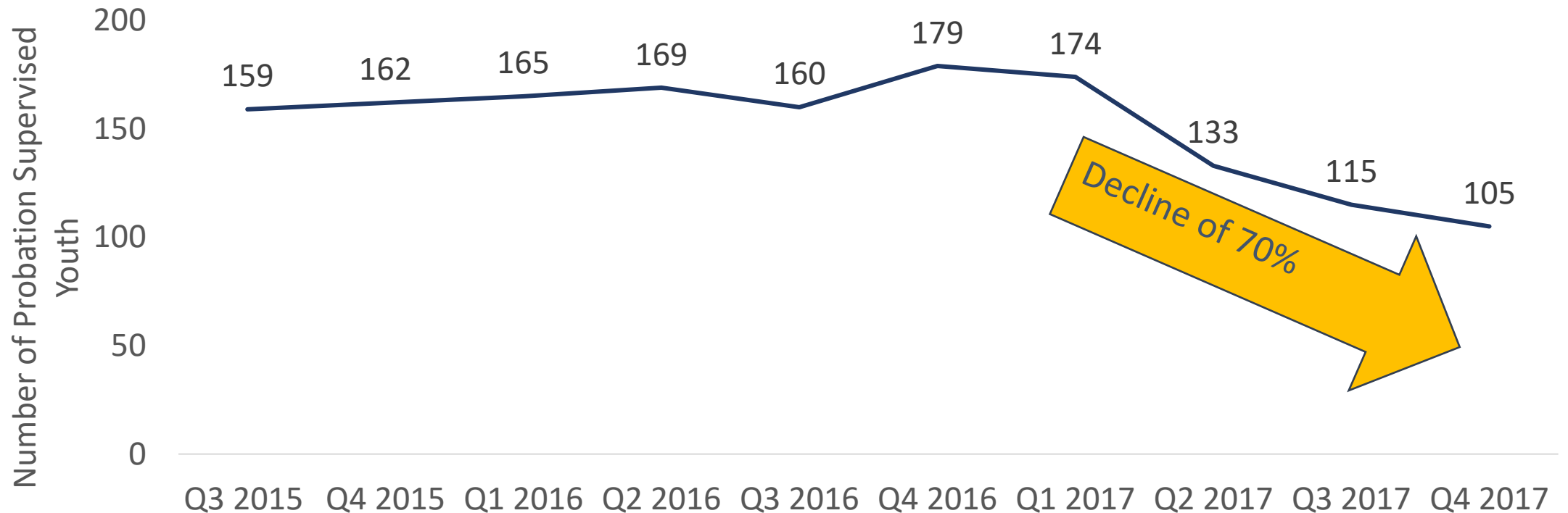
Group home placement and juvenile hall/camp commitment have declined since 2016 in Riverside

Riverside Group Home Placement and Juvenile Hall/Camp Commitment



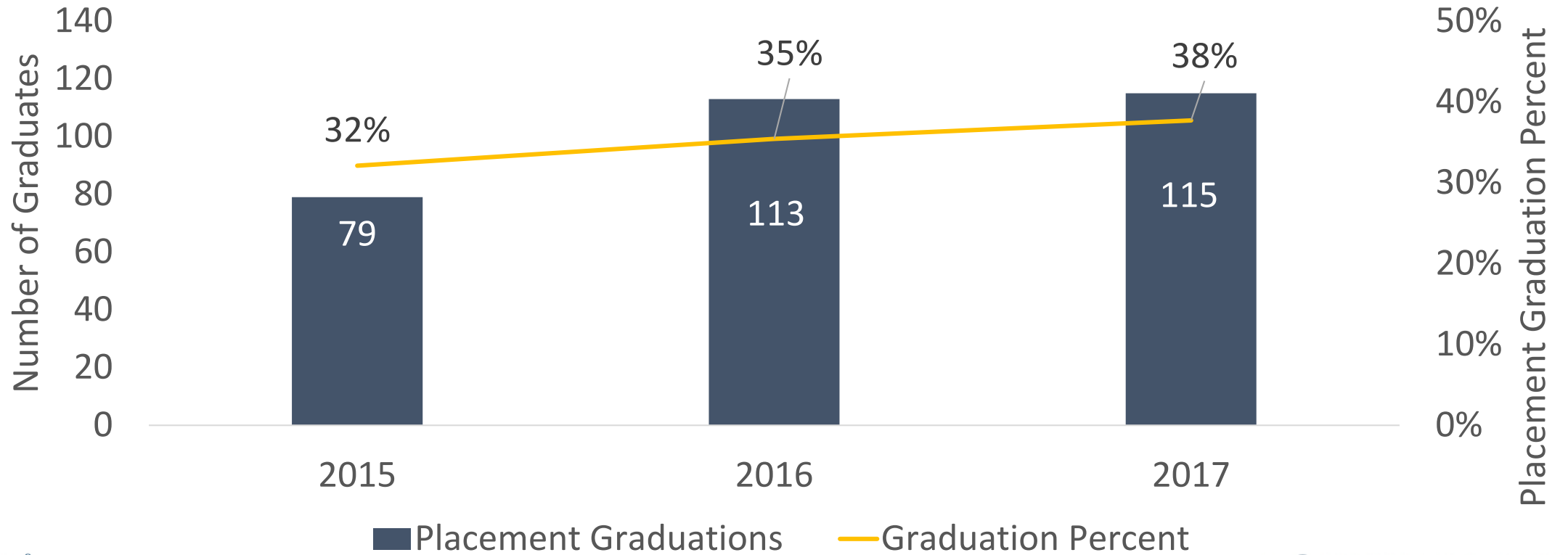
Success at keeping youth engaged on probation has led to fewer youth with active warrants

Riverside Youth on Active Warrant Status, by Quarter



More youth are graduating from placements

Number of Graduations from Placements (Left) and Graduation Percent (Right)





Chris Burns

Executive Director, Boys Republic



Boys Republic

Probation Foster Youth Suitable Placement/Day Treatment



BR Boys Republic

Since 1907

Main Campus – Chino Hills –

Girls Republic – Monrovia

Community Residences – Pomona

Los Angeles

Independent Living – Chino Hills

THP-FC – Chino Hills

Day Treatment – Monrovia, El Monte



Vocational Programs

- **ROP Masonry/Landscaping/Warehouse Distribution**
- **Teaching Bakery/Culinary**
- **Digital Printing/Welding/Cabinet-Making**
- **Auto-Tech**

Landscaping/Farm



Masonry



Welding



Introduction to Auto Tech



Teaching Bakery

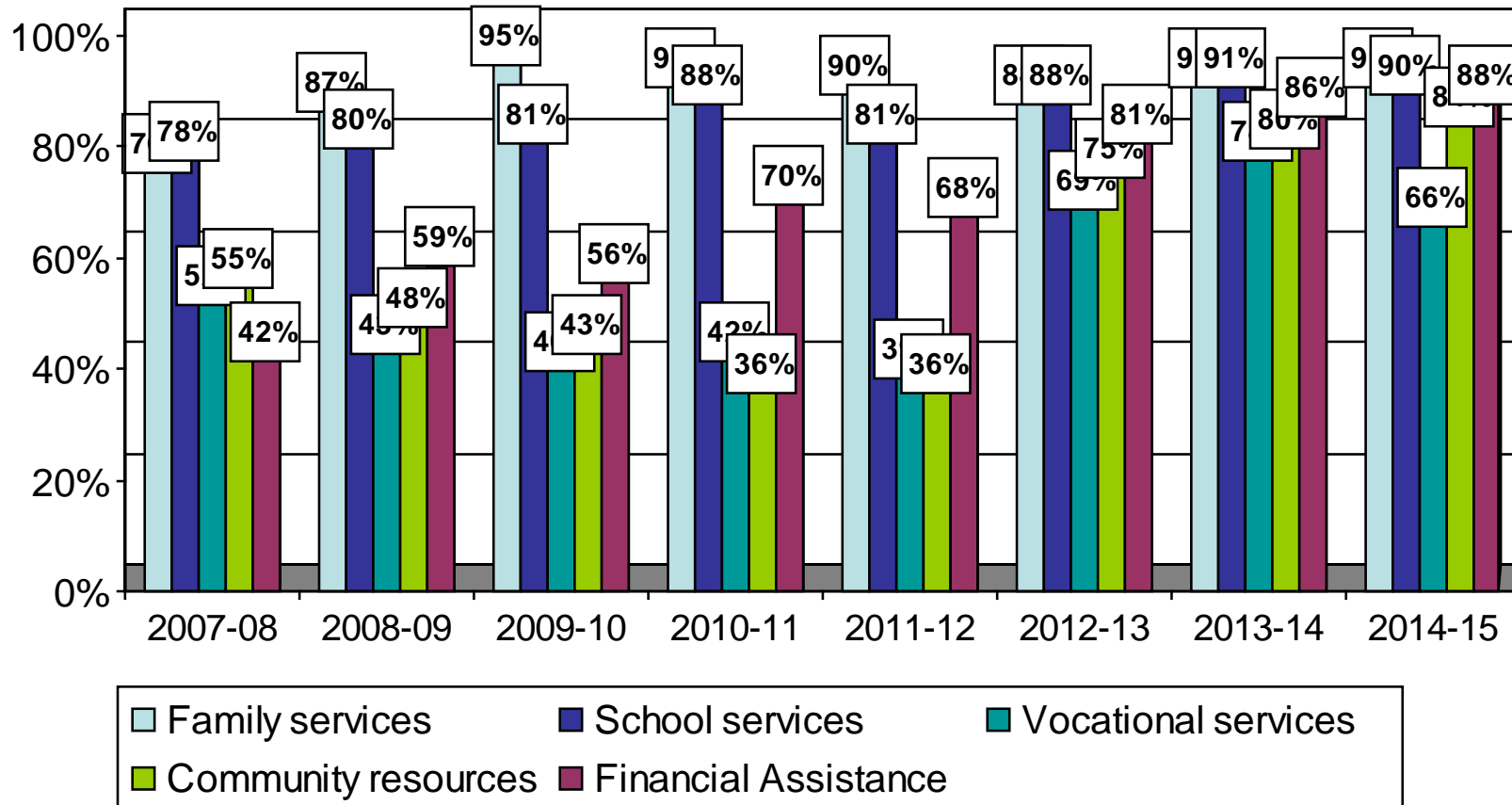


Kitchen Replacement Project Max L. Scott Culinary Arts Center



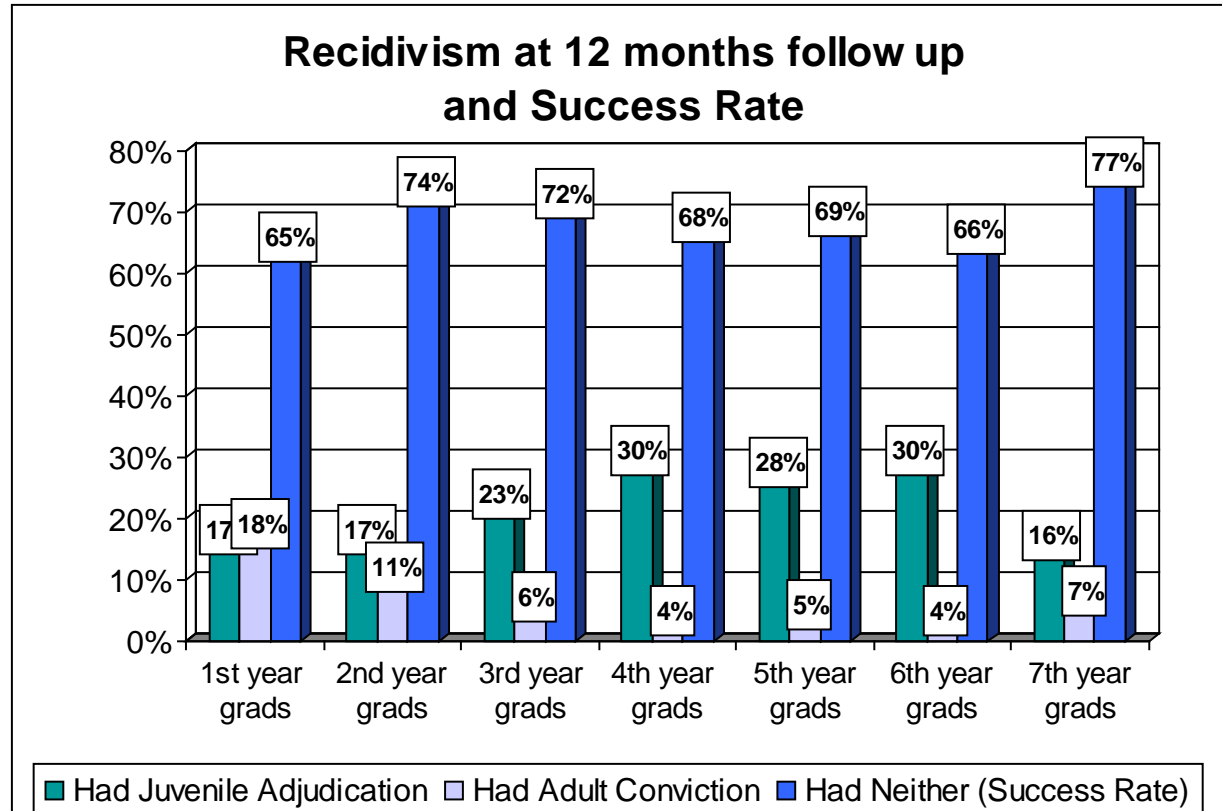
Boys Republic Probation Placement Waiver Project
Performance Outcomes (2007 – 2015)
 N = 1,406 Juvenile Court placement youth over 8 years

**Community Transition-- Aftercare services
 by type and percent of grads receiving them**



Boys Republic Probation Placement Waiver Project Performance Outcomes (2007 – 2014)

N = 1,193 Juvenile Court placement youth over 7 follow-up years



Three second year grads, one third year grad, six fourth year grads, and twelve fifth year graduates had both a juvenile adjudication and an adult conviction within the follow up period; thus totals for all bars representing these years slightly exceed 100%.

Boys Republic

AB 403/CCR/AB 1997:

- **Core Services**
- **Aftercare**
- **Outcomes**

Boys Republic

AB 403/CCR/AB 1997:

- **Core Services**
- **Aftercare**
- **Outcomes**



Provider/County Implementation Issues:

- **Slow STRTP Approval Process**
- **Lack of MH Contract Availability**
- **Placement Criteria Misunderstandings**
- **Presence/Absence of IPC Processes**
- **AB 1299 Presumptive Transfer Protocols**
- **Continued Utilization of Group Homes**



Statewide STRTP Agency Trends

- **Declining Census – Program Closures**
- **MH/Suicidality/Hospitalizations/Staff Assaults all significantly increased**
- **Chronic/Repetitive AWOL increasing dramatically**
- **Significant Increases in School Refusal**

R Boys Republic

“Non-Admit” Dilemma:

- **Counties/State want STRTPs to take most severe referrals**
 - **Recent legislation to reduce psychotropics**
 - **Recent legislation to reduce use of police**
 - **Ongoing resistance to removals**
- **CCL Analyst/County Monitor paradox – Face citations/”placed on hold” when referral bx is exhibited in the placement.**

BR Boys Republic

AWOL Dilemma:

- **Much Higher Rates often with substance use**
 - **Don't want to extend program**
 - **Don't want to put in juvenile hall**
 - **Don't want to restrict home passes**
- **Difficult to find motivation/leverage to attempt new coping mechanisms if there is no consequence for continuing existing ones**



CONTINUUM OF CARE REFORM

Sara Rogers

CCR Branch Chief, California Department of Social Services

Discussion