

CPOC Program Survey Adult Services Training

Kevin O'Connell

Agenda

- ▶ Overview of the project
- ▶ Some Resources and what CPOC does with the data
- ▶ Walkthrough of the data elements
- ▶ Your Questions

The purpose of this training is to give you some helpful ways of thinking about the questions. The definitions cant account for all the variation or situations

Why is this being collected?

- ▶ Understand statewide trends and programming around the state
- ▶ Advocate for probation interests using data in Sacramento, as well as the media.
- ▶ Give counties context for what probation looks like around the state
 - Counties are encouraged to gather and report more locally, but CPOC wants to keep reporting to the state minimal



California Realignment Dashboard

Show County Info

Show Definitions

Read the Report

Go to County Dashboard

PRCS	Oct 2011-Mar 2012	Apr 2012-Sep 2012	Total
Releases	22,469	↓ 13,860	36,329

Local Prison (1170h)	Oct 2011-Mar 2012	Apr 2012-Sep 2012	Total
Total Sentences	14,837	↓ 14,190	29,027
~Jail Only	11,585	↓ 10,436	22,021
~Split Sentence	3,252	↑ 3,754	7,006

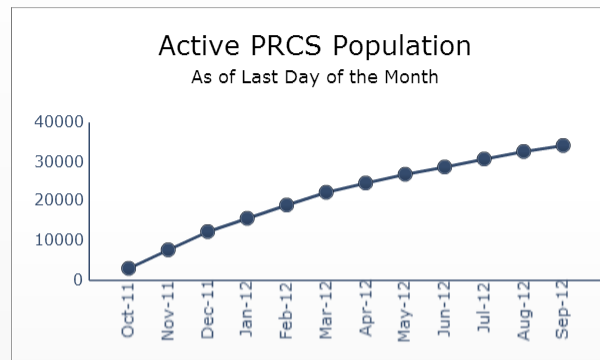
Click to learn more about:

Statewide Trends

PRCS Offenders

Local Prison

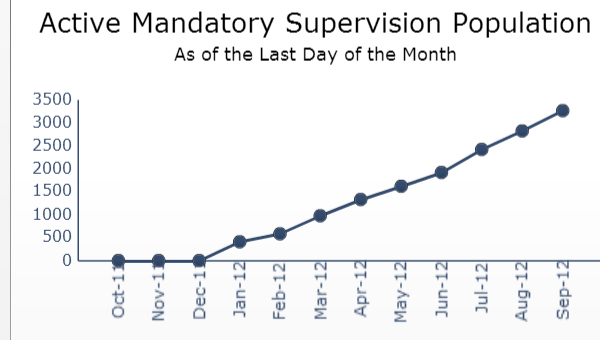
Click to See Split Sentencing Dashboard



PRCS Offenders Released

October 2011 to September 2012

Region	Trend	Start	Low	High	End
Bay		376	213	597	213
Central		434	247	879	247
Northern		120	67	167	67
Sacramento		314	147	463	147
Southern		1799	1174	2617	1174



Local Prison Sentences

October 2011 to September 2012

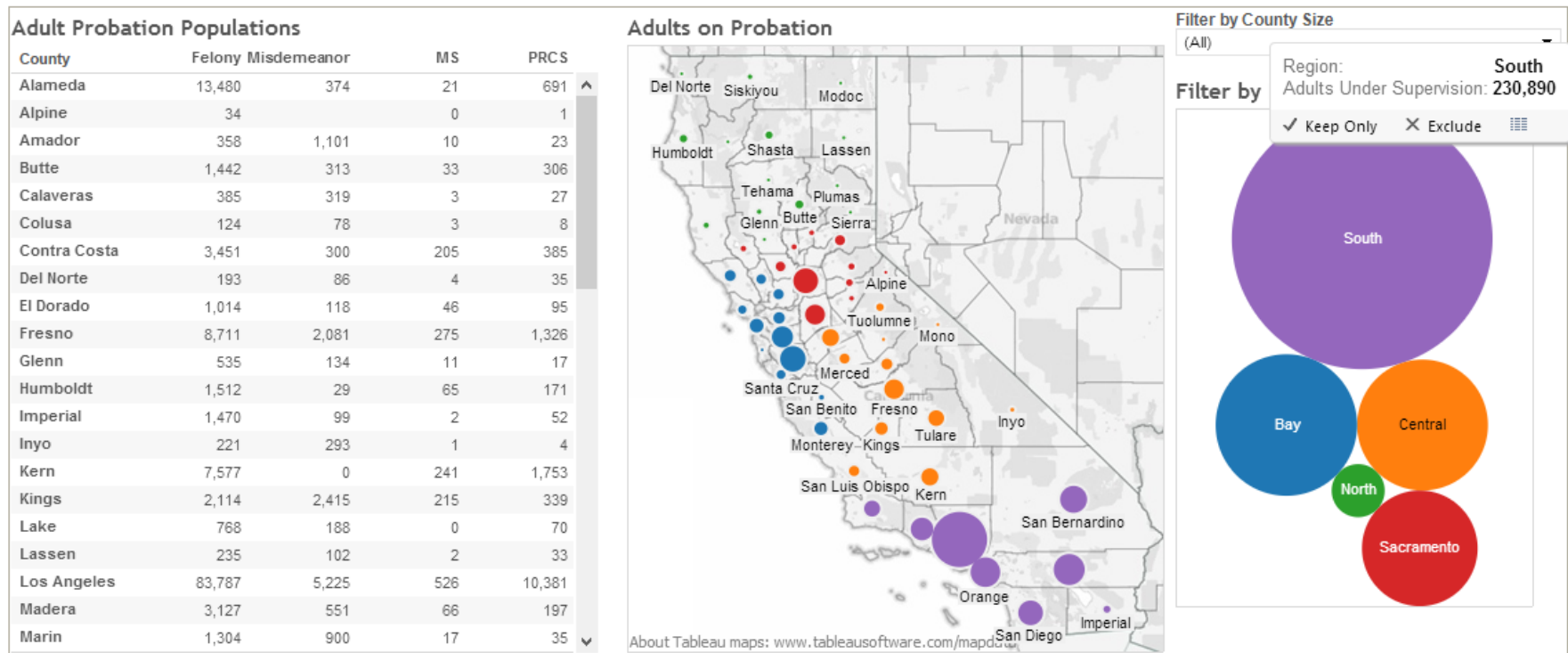
Region	Trend	Start	Low	High	End
Bay		302	221	307	283
Central		445	314	445	393
Northern		82	57	92	57
Sacramento		201	105	201	129
Southern		1680	1352	1773	1365

Get the Raw Data

Print the Data

Make High Quality Data Accessible

Adult Probation in California as of December 31, 2012



CPOC Data Collection


- ▶ Where to go for information:
 - <http://www.cpod.org/data>
 - Dashboards
 - Definitions and Due dates
 - Datasets
 - Other research and evaluation metrics
- ▶ Quality Control reports in the Fall

Survey Form

- ▶ Always open
- ▶ Adult and Juvenile sections due August 30
- ▶ The survey link will be sent June 16 to your county contact

[SURVEY PREVIEW MODE] CPOC Annual Program SurveyCPOC Annual Program Survey - Google Chrome

www.surveymonkey.com/s.aspx?PREVIEW_MODE=DO_NOT_USE_THIS_LINK_FOR_COLLECTION&sm=GIVfSzeqCsN%2fB%2fnye3R%2ft5mWdLDmJbIsJaPEn%2f4MJ3k%3d

 CPOC Annual Program Survey

1. Tell us about your county

5%

The CPOC Survey is a way to collect uniform information about probation departments in California. The survey covers Adults and Juvenile Services/Institutions. The CPOC Research Committee, based on input from a working group of Probation chiefs and staff, revised the survey to better reflect items of interest in statewide policy making, as well as serve as a resource for counties. Particular effort was made to clarify definitions, as well as only retain questions that were of high importance. The survey also added questions on new populations and programs created by Adult Realignment.

The 2013 survey is due August 30,2013

The survey asks for two types of information. Information from counts of certain types of events during the last Fiscal Year: July 1, 2012 – June 30, 2013 and a one day population snapshots meant to be a point in time count of a particular status on the last day of the fiscal year, June 30, 2013.

Unfortunately, the software doesn't allow the survey results to be printed after you finish, but CPOC can email you a printed version upon request. It is also a goal of the project to share data with counties in the Fall 2013 to look at results and ensure accuracy.

The Survey has been split up into two sections. Adult Services and Juvenile Services/Institutions. Choose a section below, complete the section, and you will be routed to that section of the survey. This allows for doing the survey in phases, or delegating the adult or juvenile section. Each section is divided into pages that deal with specific aspects of adult or juvenile probation topics.

When you complete the survey for the Adult or Juvenile section, you will see a confirmation page. CPOC will not receive your entries until you hit "submit" on the last page.

As you complete each page of a survey section, your results will be saved and you can come back to complete the survey, as long as it is from the same computer. The software will save your progress as long as you click on "next" after each page. You can go back and change your responses to previous pages.

1:44 PM
6/4/2013

Choosing the right section

- ▶ Enter the name of person we should contact with questions
- ▶ This may be the point of contact, it may be different

***1. What county are you reporting for?**

Colusa

***2. What is your name?**

Kevin O'Connell

***3. At what email address would you like to be contacted?**

koconnell@cpoc.org

4. Which section would you like to work on?

Adult Services

Juvenile Services and Institutions

Navigating the Survey

- ▶ Use the PDF version of the survey and prepare your responses. There are a lot of questions to work through.
- ▶ Your answers are saved every time you hit “next” on a page, and you can go backwards
 - But you must return to the same computer as they are saved as “cookies” in your browser
- ▶ CPOC does not receive your answers until you hit “Submit” on the “thanks you” page.


Overarching Instructions

- ▶ Counts: the total number of times an event happened in the fiscal year, July 1, 2012 to June 30 2013
- ▶ Population Snapshot: meant to be a point in time estimate of how many offenders had a particular status as of June 30, 2013
 - Use the following hierarchy for multiple statuses:
PRCS→ Mandatory Supervision→ Felony Probation
- ▶ The instructions cant account for all variations.


2. Adult: Populations

- ▶ Focuses on one day snapshots as well as those starting supervision
 - PRCs, Probation, Mandatory Supervision
- ▶ Some specialized populations or actions
 - Pre-trial
 - Flash Incarceration


3. Adult: Warrants

- ▶ Captures one day snapshot by supervision type
 - ▶ Question 13: Those who are on a warrant, but were placed on it during the fiscal year
 - ▶ Question 14: Qualitative question about general handling of warrants
- 


4. Adult: Population by Risk

- ▶ Records your June 30,2013 risk scores by population
 - ▶ Divides Risk:
 - High
 - Medium
 - Low
 - Not Assessed
 - Other
 - ▶ Should add up to your population numbers
- 


5. Adult: Supervision Case loads

- ▶ **Number of offenders supervised on a Caseload**
 - ▶ **Number of offenders per officer**
 - ▶ This is meant to get at caseload size, using high–medium–low. Some counties differentiate by supervision type, others don't. And different names are used as well
 - ▶ The question is broken out by PRCS, Mandatory Supervision, and Probation.
 - ▶ When creating caseload ratios, you can either break it out by supervision type or the total number of people in the caseload.
- 


6. Adult: Additional Caseloads

- ▶ Optional for counties that offer various types of supervision
 - ▶ Same structure as the other
 - Name of the caseload
 - Number of offenders
 - Caseload Ratio
- 

7. Adult: Intake and Investigations

- ▶ Meant capture Probation's service to the courts for pre and post-sentence investigations
 - ▶ Type in the two most common
 - ▶ In Q35, write in the quantity.
- 

8. Adult: Task Forces

- ▶ Indicate the taskforces your department participates in, then enter how many FTEs.
 - ▶ These are meant to be long term placements or positions.
 - ▶ Use as many categories as needed.
- 

9. Adult: Information Systems

- ▶ Indicate which systems you use as of June 30, even if you may be changing soon

CPOC Recidivism Definition

- ▶ *A subsequent criminal adjudication/conviction while on supervision.*
- ▶ Based on:
 - Those leaving supervision
 - Having a new conviction during the supervision
 - Only counted at the time of supervision end

10. Adult: Outcomes and Completions

- ▶ Meant to capture basic outcomes
 - Total completions are all reasons
 - Revocation of PRCS/MS/probation
 - Recidivism
- ▶ Profiles of those completing
 - Longest time on supervision
 - Average time
 - Least amount of time

Questions and Feedback

- ▶ Enter problems or questions. We will work on making improvements in the coming year to reflect
 - Look and feel
 - Easily Routing you through the survey
 - Question clarity and definitions
 - Evidence Based Practices

CPOC Program Survey Juvenile Services Training


Kevin O'Connell



Agenda

- ▶ Overview of the project
- ▶ Some Resources and what CPOC does with the data
- ▶ Walkthrough of the data elements
- ▶ Your Questions

The purpose of this training is to give you some helpful ways of thinking about the questions. The definitions cant account for all the variation or situations.



Why is this being collected?

- ▶ Understand statewide trends and programming around the state
- ▶ Advocate for probation interests using data in Sacramento, as well as the media.
- ▶ Give counties context for what probation looks like around the state
 - Counties are encouraged to gather and report more locally, but CPOC wants to keep reporting to the state minimal

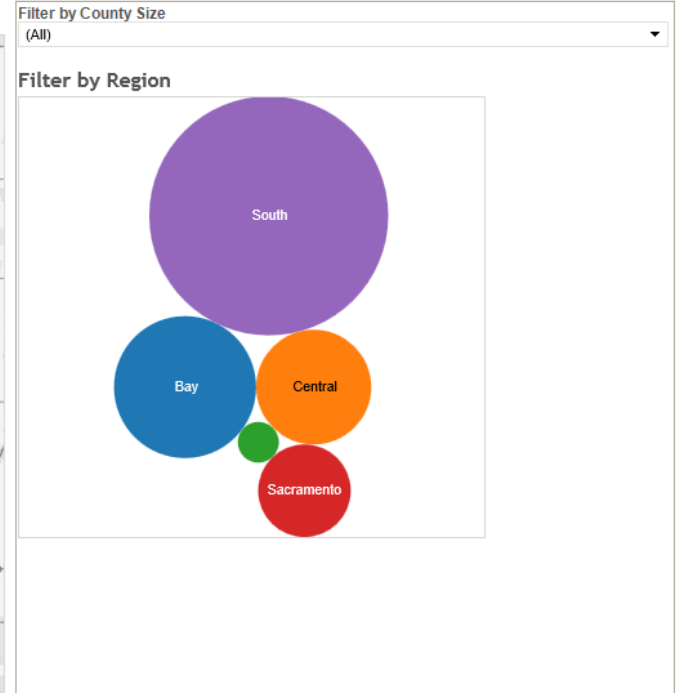
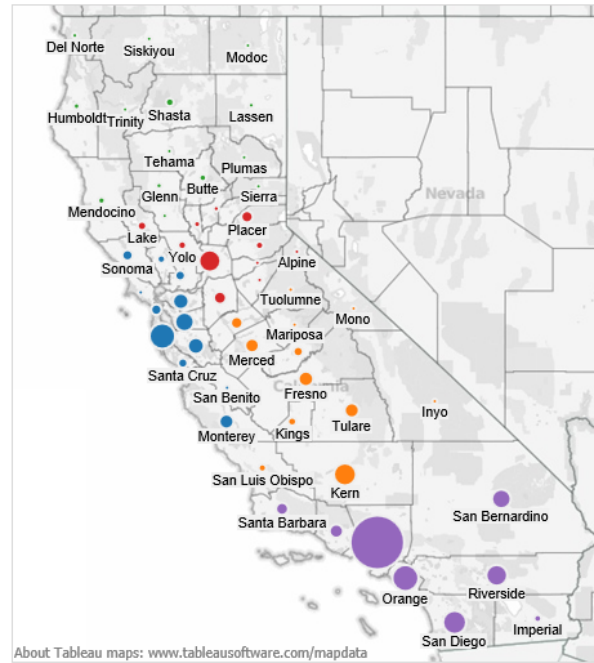
Make High Quality more Accessible

Juvenile Probation in California as of December 31, 2012

Juvenile Probation Populations

County	Felony	Misdemeanor
Alameda	1,855	98
Alpine		
Amador	7	8
Butte	133	20
Calaveras	18	14
Colusa	7	24
Contra Costa	575	725
Del Norte	16	42
El Dorado	138	67
Fresno	594	521
Glenn	52	22
Humboldt	29	76
Imperial	99	79
Inyo	15	17
Kern	2,619	283
Kings	227	35
Lake	88	206
Lassen	21	35
Los Angeles	11,850	7,566
Madera	138	252
Marin	35	17
Mariposa	3	11
Mendocino	35	102
Merced	627	337
Modoc		

Juveniles on Probation



Share

Download

CPOC Data Collection


- ▶ Where to go for information:
 - <http://www.cpoc.org/data>
 - Dashboards
 - Definitions and Due dates
 - Datasets
 - Other research and evaluation metrics
- ▶ Quality Control reports in the Fall

Survey Form

- ▶ Always open
- ▶ Adult and Juvenile sections due August 30
- ▶ The survey link will be sent June 16 to your county contact

[SURVEY PREVIEW MODE] CPOC Annual Program SurveyCPOC Annual Program Survey - Google Chrome

www.surveymonkey.com/s.aspx?PREVIEW_MODE=DO_NOT_USE_THIS_LINK_FOR_COLLECTION&sm=GIVfSzeqCsN%2fB%2fnye3R%2ft5mWdLDmJblsJaPEn%2f4MJ3k%3d

 CPOC Annual Program Survey

1. Tell us about your county

5%

The CPOC Survey is a way to collect uniform information about probation departments in California. The survey covers Adults and Juvenile Services/Institutions. The CPOC Research Committee, based on input from a working group of Probation chiefs and staff, revised the survey to better reflect items of interest in statewide policy making, as well as serve as a resource for counties. Particular effort was made to clarify definitions, as well as only retain questions that were of high importance. The survey also added questions on new populations and programs created by Adult Realignment.

The 2013 survey is due August 30,2013

The survey asks for two types of information. Information from counts of certain types of events during the last Fiscal Year: July 1, 2012 – June 30, 2013 and a one day population snapshots meant to be a point in time count of a particular status on the last day of the fiscal year, June 30, 2013.

Unfortunately, the software doesn't allow the survey results to be printed after you finish, but CPOC can email you a printed version upon request. It is also a goal of the project to share data with counties in the Fall 2013 to look at results and ensure accuracy.

The Survey has been split up into two sections. Adult Services and Juvenile Services/Institutions. Choose a section below, complete the section, and you will be routed to that section of the survey. This allows for doing the survey in phases, or delegating the adult or juvenile section. Each section is divided into pages that deal with specific aspects of adult or juvenile probation topics.

When you complete the survey for the Adult or Juvenile section, you will see a confirmation page. CPOC will not receive your entries until you hit "submit" on the last page.

As you complete each page of a survey section, your results will be saved and you can come back to complete the survey, as long as it is from the same computer. The software will save your progress as long as you click on "next" after each page. You can go back and change your responses to previous pages.

1:44 PM
6/4/2013

Choosing the right section

- ▶ Enter the name of person we should contact with questions
- ▶ This may be the point of contact, it may be different

***1. What county are you reporting for?**

Colusa

***2. What is your name?**

Kevin O'Connell

***3. At what email address would you like to be contacted?**


koconnell@cpoc.org

4. Which section would you like to work on?

Adult Services

Juvenile Services and Institutions

Navigating the Survey

- ▶ Your answers are saved every time you hit next
 - ▶ But you must return to the same computer as they are saved as “cookies” in your browser
 - ▶ CPOC does not receive your answers until you hit “Submit” on the “thanks you” page
- 

Overarching Instructions

- ▶ Counts: the total number of times an event happened in the fiscal year, July 1 2012 to June 30 2013
- ▶ Population Snapshot: meant to be a point in time estimate of how many offenders had a particular status as of June 30, 2013
 - Use the following hierarchy for multiple juv statuses: Felony Probation → Misdemeanor Probation
- ▶ The instructions cant account for all variations.

2. Juv: Population

- ▶ All juveniles under supervision by probation or the juvenile court


3. Juv: Supervision types

- ▶ Separate out supervision types by petition
 - Meant to capture most common petition types
 - Use the other box for those not indicated
- ▶ Break out risk levels for 602 wards only
 - High
 - Medium
 - Low
 - Not Assessed

4. Juv: Specialized Supervision

- ▶ Track the number of youth on specialized caseload
- ▶ Divide by number of officers to create a ratio


5. Juv: Warrants

- ▶ Captures one day snapshot by supervision type
 - ▶ Question 15: Those who are on a warrant, but were placed on it during the fiscal year
 - ▶ Question 16: Qualitative question about general handling of warrants
- 


6. Juv: Intake and Investigation Reports

- ▶ Meant capture Probation's service to the courts for pre and post-sentence investigations

7. Juv: Referrals

- ▶ Count the number of referrals to probation juvenile services
 - ▶ Count someone only once for the highest charge if they have multiple charges
 - ▶ A juvenile can have multiple referrals in a given year.
- 

8. Juv: Task Forces

- ▶ Indicate the taskforces your department participates in, then enter how many FTEs.
 - ▶ These are meant to be long term placements or positions.
 - ▶ Use as many categories as you use
- 

9. Juv: Information Systems

- ▶ Indicate the system or tool you use as June 30, 2013. Even if you may be changing soon.

CPOC Recidivism Definition

- ▶ *A subsequent criminal adjudication/conviction while on supervision.*
- ▶ Based on:
 - Those leaving supervision
 - Having a new conviction during the supervision
 - Only counted at the time of supervision end

10. Juv: Outcome Measures

- ▶ Only record completions for W&I 602, W&I 725a, W&I 790, including AB1628–DJJ re-entry parolees
- ▶ Of these completions, count the number that had a new adjudication
- ▶ DJJ
- ▶ Profiles of those completing
 - Longest time on supervision
 - Average time
 - Least amount of time

11. Juv: Institutions

- ▶ Similar in structure to the BSCC juvenile detentions survey
 - Covers both fiscal year counts of events
 - 1 day snapshots
 - Average Daily Populations

Questions and Feedback

- ▶ Enter problems or questions. We will work on making improvements in the coming year to reflect
 - Look and feel
 - Easily Routing you through the survey
 - Question clarity and definitions
 - Evidence Based Practices
- 